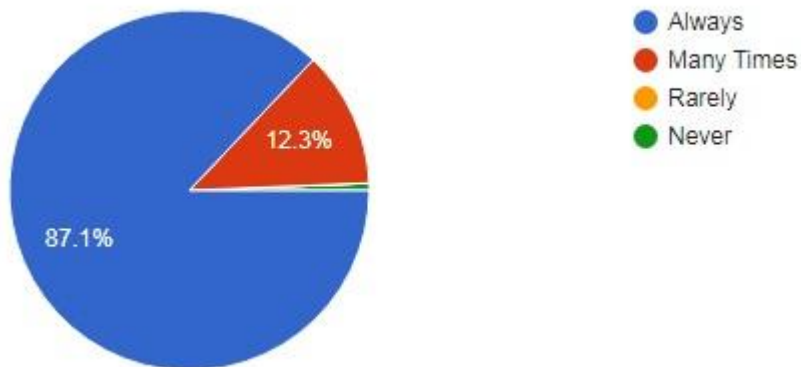


## Student Feedback and Analysis

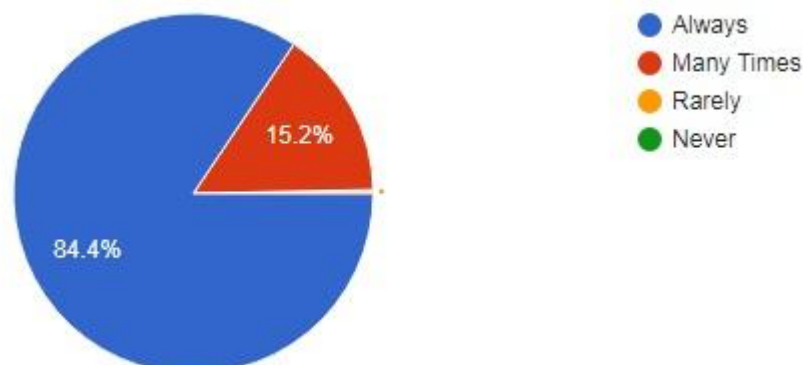
1. Did your teachers solve your queries/difficulties on time?

Option	Response Percentage	No. Students
Always	87.1%	263
Many Times	12.3%	37
Rarely	0	0
Never	0.2%	2



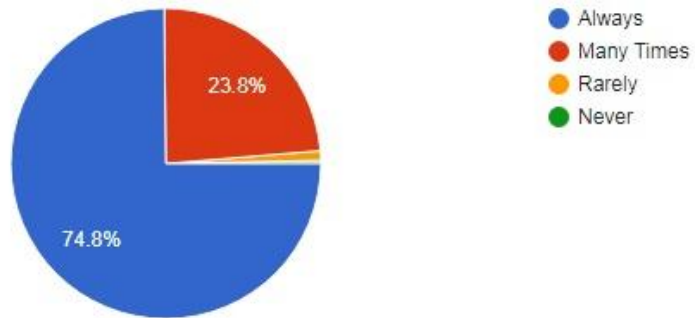
2. Did your teachers inspire you for work hard for better results?

Option	Response Percentage	No. Students
Always	84.4%	255
Many Times	15.2%	46
Rarely	0.3	1
Never	0	0



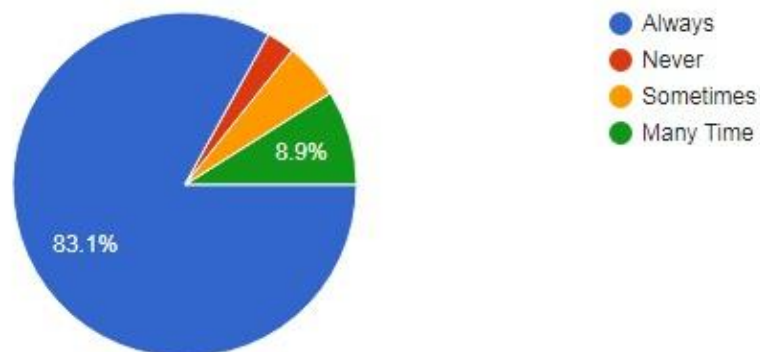
3. Did your teachers satisfy your curiosity?

Option	Response Percentage	No. Students
Always	74.8%	225
Many Times	23.8%	71
Rarely	1%	3
Never	1%	3



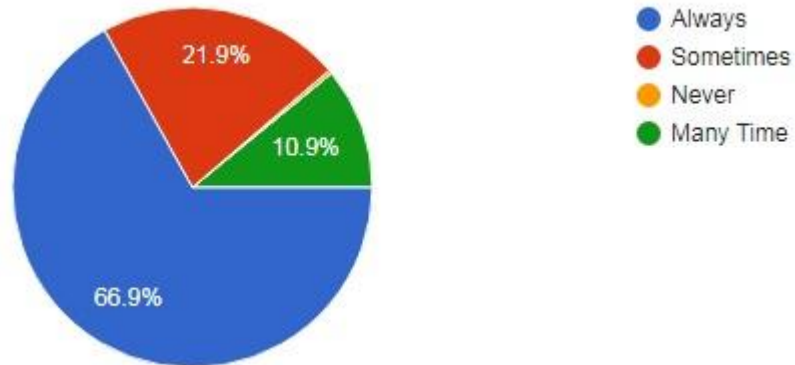
4. Did your teachers discuss the topics in detail ?

Option	Response Percentage	No. Students
Always	83.1%	251
Many Times	8.9%	27
Sometime	5.3%	16
Never	2.6%	8



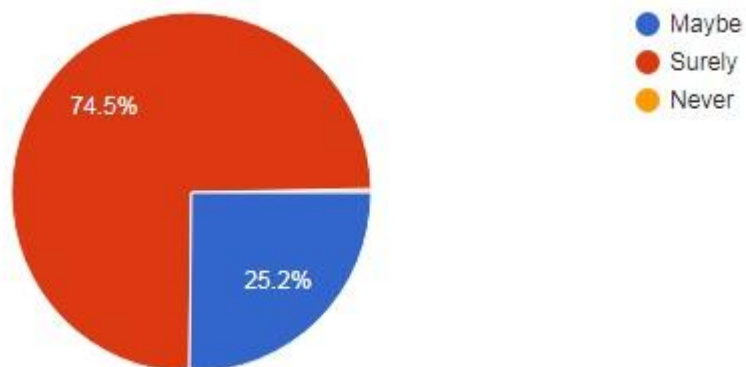
5. Has the teachers covered relevant topics beyond syllabus ?

Option	Response Percentage	No. Students
Always	66.9%	202
Many Times	10.9%	33
Sometime	21.9%	66
Never	0.3%	1



6. Did your teachers make you more confident?

Option	Response Percentage	No. Students
Maybe	25.2%	76
Surely	74.5%	225
Never	0.3%	1



7. Did the teachers possess deep knowledge of the subject taught?

Option	Response Percentage	No. Students
Yes	99.7%	301
No	0.3%	1



8. Did the teachers communicate clearly?

Option	Response Percentage	No. Students
Yes	99.7%	301
No	0.3%	1



9. Are the teachers punctual to the class?

Option	Response Percentage	No. Students
Yes	98.3%	297
No	1.7%	5



10. Did the teachers engage the class for the full duration and complete the course in time?

Option	Response Percentage	No. Students
Yes	98.3%	297
No	1.7%	5



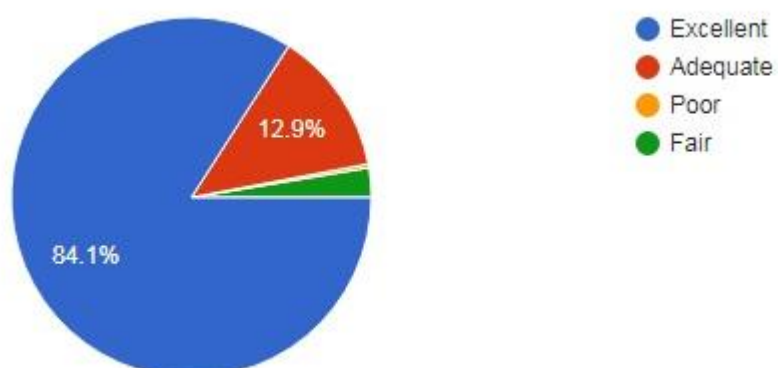
11. Have teachers a thorough knowledge of his/her subject matter presented in class?

Option	Response Percentage	No. Students
Yes	97.7%	295
No	2.3%	7



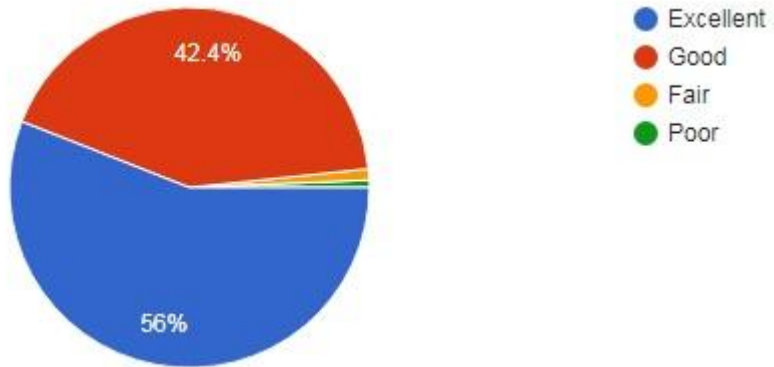
12. The syllabus was?

Option	Response Percentage	No. Students
Excellent	84.1%	254
Adequate	12.9%	39
Poor	0.3%	1
Fair	2.6%	8



13. How was the performance of teachers during the covid-19's period ?

Option	Response Percentage	No. Students
Excellent	56%	169
Good	42.4%	128
Poor	0.7%	2
Fair	1%	3



14. Did the teacher communicate clearly?

Option	Response Percentage	No. Students
Yes	99.7%	301
No	0.3%	1



15. Did the teacher inspire you by his/her knowledge in the subject?

Option	Response Percentage	No. Students
Yes	97.4%	294
No	2.6%	8



16. Are the teachers punctual to the class?

Option	Response Percentage	No. Students
Yes	98.7%	298
No	1.4%	4





17. Did the teachers engage the class for the full duration and complete the course in time ?

Option	Response Percentage	No. Students
Yes	97.7%	295
No	2.3%	7



18. Have teachers a thorough knowledge of his/her subject matter presented in class ?

Option	Response Percentage	No. Students
Yes	97.4%	294
No	2.6%	8

